



Make Your Own Journal!

Materials:


- 5 pieces of white paper
- 1 piece of colored paper
- 3 pieces of string
- A hole punch
- Things to write and draw with




1) Cut all paper in half



2) Stack pages then punch 3 holes along the side of your journal



3) Use the string to tie the pages together



4) Decorate the cover of your journal