

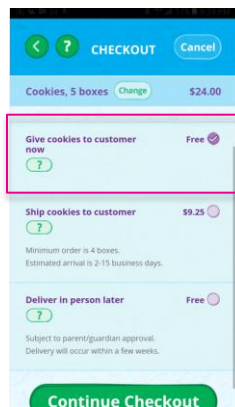
“Cookies in Hand” (Give cookies to customer now)

This feature can be used when a customer wants to purchase cookies that you have with you.

For more information on app use, please see “[Mobile App In-Person Delivery](#)” Tip Sheet.

1

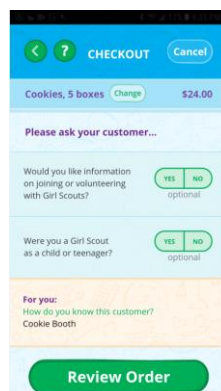
When the customer has made a selection and the girl clicks “Checkout”, the app moves to a checkout screen where she will mark “Give cookies to customer now.” Then “Continue Checkout”



2

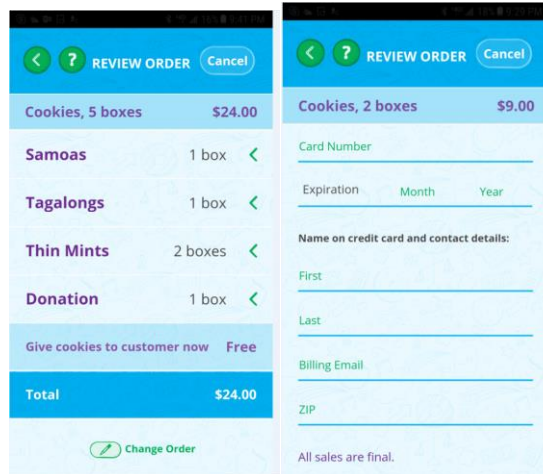
The girl then can ask some questions of her customer. It’s a great conversation piece to help your customers appreciate their purchase and maybe help a new girl become a Girl Scout!

Note, the girl can change the “How do you know this customer” answer by clicking on the field and selecting the most appropriate response. At the bottom, click “Review Order”



3

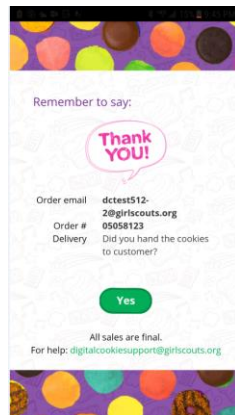
When the girl clicks the review order page, it will bring her to a screen where she can confirm the order with the customer and when she scrolls down, she can input the payment information from the customer.



Remember not to use public Wi-Fi to send your order and not to give your phone to the customer!

4

When she clicks the “Place Order” button, she will receive an order confirmation screen asking if she gave the cookies to the customer and a reminder to thank the customer for the order!



It is particularly important at a booth that the girl be directly involved in the mobile sale and that a leader/parent/guardian supervise her mobile transactions.